

*Abridged* Students Handbook

The Academy of Arts, Architecture  
and Design in Prague (*UMPRUM*)

# *Visual Arts*

Master's Program in English

[umprum.cz/en](http://umprum.cz/en)  
[umprum.cz/web/en/study/visual-arts-program](http://umprum.cz/web/en/study/visual-arts-program)  
[facebook.com/visualartsumprum](https://facebook.com/visualartsumprum)  
[facebook.com/groups/1635071876503921](https://facebook.com/groups/1635071876503921)  
[instagram.com/vaumprum](https://instagram.com/vaumprum)

*UMPRUM*, Prague 2022  
The Academy of Arts, Architecture  
and Design

1.1 About the Visual Arts Program

1.2 Structure of the MA Program

2.1 About UMPRUM

2.2 What Sets UMPRUM Apart?

**3.1 Important Dates of the Academic Year**

4.1 VA Schedule

**4.2 Visual Arts Curricula**

4.2.1 Consultations

4.2.2 Lectures and Seminars

4.2.3 Elective Seminars and Workshops

**4.3 VA Credit Scheme**

**5.1 Other Useful Information**

**5.2 Services UMPRUM Offers to Its Students**

**5.3 Important Information about Life in Prague**

# *1.1* ABOUT THE *VISUAL ARTS* PROGRAM

Launched in February 2007, **Visual Arts** is a two-year **postgraduate international program in English** (three-year program across UMPRUM's architecture studios) **that combines practical studio-based seminars and workshops with theoretical lectures on art theory and history.**

It is designed for BA/BFA or MA/MFA degree holders from universities and colleges abroad, irrespective of country. It aims at providing foreign students with sound education in their chosen discipline/studio in order to prepare them for individual and collaborative work in their profession all over the world. Successful Visual Arts students – who after two years of studies (or three years across Architecture studios) pass the final state exam on history of art and defend both a diploma thesis and project – gain an **internationally acknowledged academic degree MgA**, which is equivalent to **MA, MFA, MLitt.**



# 1.2 STRUCTURE OF THE PROGRAM

Over two/three years of intensive study, VA students both deepen their knowledge in their field of specialization, and expand their horizons at group Visual Arts meetings: **each student participates in their specific studio** (e.g. Painting, Intermedia, Glass) where they attend regular consultations, present their end-of-semester projects each semester, and present and defend their diploma projects. **They also attend group VA consultations and take part in extra activities** (e.g. exhibitions) organized by the VA tutor; emphasis is put on theory and critical reflection of current issues. VA students are offered a unique chance to be taught by respected authorities on modern and contemporary Czech art and visual culture, graphic design, applied arts, design and architecture of the 20th and 21st centuries. At the same time, **they are encouraged to take up elective workshops** and develop and hone their skills in bookbinding, drawing, painting, clay modelling, photography, jewellery, ceramics, printing and model-making

techniques, etc. **A key element in the VA mission is the organization and realization of group exhibitions of VA students' work outside of the confines of UMPRUM.** These experiences help students develop their skills in curating, installing, and promoting, and are designed to help them establish contacts in the Czech Republic and beyond.





# 2.1 ABOUT UMPRU

## How to get to UMPRUM?

You can find the main UMPRUM building in [Náměstí Jana Palacha 80, Prague 1](#). It's easily accessible by [metro](#) (line A, Staroměstská station), [tram](#) (trams No 17, 18, 2, Staroměstská stop), and [bus](#) (207, Staroměstská stop).

In 2021, all the UMPRUM workshops were moved from the main building in Náměstí Jana Palacha to a newly built technology centre in Mikulandská 5, Prague 1. You can get to [Mikulandská 5](#) in 5 or 10 minutes by [tram](#) (No. 18, 2, Národní třída stop) or [walk there](#) (for around 10-15 minutes).

The Academy of Arts, Architecture, and Design in Prague (UMPRUM) was founded in 1885 and is the first of its kind to be established in the Czech lands. Today it is a modern, dynamic and outward-looking institution that consistently ranks among the most prestigious art universities in Europe. The main UMPRUM building is located in the historic centre of Prague and housed in a Neo-Renaissance building that features traditional atelier-like studios, offering a fantastic view of the Prague Castle and Prague Lesser Town. For more details, see [umprum.cz](#) UMPRUM workshops are located in a new technology centre in Mikulandská 5, Prague 1. [umprum.cz/web/en/umprum-technology-center](#)

All UMPRUM activities and events are updated regularly also on the UMPRUM [facebook](#), [instagram](#) and [YouTube](#).

## 2.2 WHAT SETS *UMPRUM* APART?

High competition for places results in a small student body; this nurtures a highly individual approach to each student's development. Students are taught by renowned professors and leading authorities as well as by international guest professors, who are invited each semester as part of the Guest Artist programme.

Modern, up-to-date workshops in each field of study allow for a hands-on approach and a wide range of theoretical classes are offered to complement.

Four gallery spaces in the centre of Prague are available for use by students. The school hosts a historic library with a vast collection of publications in many languages.

Collaborative projects between students and Czech and international manufacturers such as Škoda Auto, Volkswagen, Nike, Mikov, Bomma, Hermés, Ambiente, Baťa, Swarovski and Moser Glassworks.

Students take part in prestigious international exhibitions and design fairs including Salone Internazionale del Mobile in Milan, DMY in Berlin, Brussels Design September and London Design Festival.

Bilateral agreements with more than 55 European and non-European partner schools and membership in CUMULUS – the International Association of Universities and Colleges of Art, Design and Media.

Though the Visual Arts program is a relatively recent addition to this legacy (since 2007), the contribution made by VA students has made significant impact both on UMPRUM, Prague, and the Czech Republic. With the network of students and professors of UMPRUM at their disposal, VA students are uniquely positioned to take advantage of all the city has to offer in (and out) of their particular field.





# UMPRUM HAS 25 STUDIOS WHICH BELONG TO 5 DEPARTMENTS. ALL OF THE STUDIOS ADMIT STUDENTS TO THE MASTER'S PROGRAM IN ENGLISH CALLED VISUAL ARTS



**Architecture** Architecture I, Architecture II, Architecture III, Architecture IV

For more details, see: <https://www.umprum.cz/web/en/architecture>

**Design** Industrial Design, Furniture and Interior Design, Product Design

For more details, see: <https://www.umprum.cz/web/en/design>

**Fine Arts** Sculpture, Painting, Intermedia, Photography, Guest Artist Programme/studio

For more details, see: <https://www.umprum.cz/web/en/umprum/fine-arts>


**Applied Arts** Glass, Ceramics and Porcelain, Concept-Object-Meaning, Fashion Design, Fashion and Footwear Design, Textile Design

For more details, see: <https://www.umprum.cz/web/en/umprum/applied-arts>

**Graphics** Graphic Design and New Media, Graphic Design and Visual Communication, Film and TV Graphics, Photography II, Type Design and Typography, Design and Digital Technology

For more details, see: <https://www.umprum.cz/web/en/graphics>

All MA students have the right to do a one-semester exchange in another UMPRUM studio, or transfer to another studio (after spending one semester there as an internship student). In both cases, they need approvals from both the heads of their previous and the new studio. It is recommended to do the one-semester exchange in the first-year of your studies.



# 3.1 IMPORTANT DATES OF THE ACADEMIC YEAR

## Winter Semester

First week of October **Beginning of winter semester,**  
lectures, seminars and consultations start

Mid-December **End of winter semester,** no more  
lectures and seminars

End of December **Christmas holidays**

End of January **Installation, presentation and evaluation**  
of students' end-of-semester projects for winter  
semester, one-week exhibition all across UMPRUM  
studios called **Artsemester**, open to public

First half of February **Exam period**

## Spring Semester

Third week of February **Beginning of spring semester,**  
lectures, seminars and consultations start again

Mid-May **End of spring semester,** no more,  
lectures and seminars

Early June **Installation, presentation and evaluation**  
of students' end-of-semester projects for the spring  
semester, an exhibition all across UMPRUM studios  
called **Artsemester**, open to public

Mid-June **Installation, presentation and evaluation**  
of students' diploma projects, **graduation show**  
open to public

All June **Exam period.**

End of June **Summer holidays start and last till first**  
week of October of the following academic year





# *4.1 VA SCHEDULE* **FOR THE UPCOMING** *ACADEMIC YEAR*

**The academic year starts the first week of October** and there's no need to come before this date or do anything special like signing up for classes, picking up your student card or paying tuition for the first semester of your studies. **You can do everything the first week of October.**

**Note:** If you want to go for longer holidays during the academic year, the best time is **between the end of December and mid-January**, and – if you have finished all your exams – **between the beginning and end February**. **The academic year officially finishes the end of June**, however, all first-year students can leave – if they have taken all their exams – after the de-installation of their end-of-semester work in their studio in early June.



# 4.2 VISUAL ARTS CURRICULUM

## CONSULTATIONS, LECTURES, SEMINARS AND WORKSHOPS

Each semester in your first year of studies you have to regularly attend first, consultations in your studio (e.g. Type Design and Typography, Intermedia, etc.), second, VA meetings with the VA tutor, third, three obligatory lectures, and fifth, at least one elective seminar or workshop. **There's no need to sign up for the courses before the first week of October.**





# 4.2.1 CONSULTATIONS

At UMPRUM, you can obtain credits by attending:

Consultations (mandatory)

## **Studio Consultations**

Once or twice a week, usually on Mondays and Thursdays. Obligatory for all students.

**Attendance and work in the studio** VA students are accepted to (e.g. Sculpture, Painting, Illustration and Graphics, etc.) **is the most important part of the VA curricula.** Your studio is the place where you are expected to spend most of your time, discuss with your fellow Czech and international students, consult your work in progress with your studio heads during regular consultations, work on semestral assignments, install your end-of-semester project called “klauzura” both in winter and spring semesters (January, June) and present it in front of a jury.

**Note:** The semester work (i.e. work on minor assignments and your attendance of consultations) is assessed by the heads of the studio, and the klauzura project is evaluated and graded by the summoned jury.

## **VA Meetings**

Once a week. Obligatory for all students. VA Tutor for Academic Year 2022/2023: Conrad Armstrong

Group VA meetings are an open space for VA students to generate new opportunities through collaboration and sharing of experiences, ideas and knowledge. They are designed for all first-year and second-year (or third-year) Visual Arts students from all studios and cultural backgrounds to come, share and learn together. Thanks to the vibrant environment and communication during these group meetings, all VA students can test their own critical thinking, opinions and views, find different perspectives about their own work, and with the help of others, shape and pursue their projects in new and interesting ways. The meetings, group activities and exhibitions are organized by a VA tutor who provides students with both theoretical and practical assistance. All VA tutors offer

students a broad variety of topics and forms of engagement: the meetings usually involve group discussions on various topics (brought by the tutor or the students), student presentations, screenings, tours, guest visits, visits to various Prague museums, galleries, and institutions, and last but not least, field trips outside of Prague. The tutor also curates a group VA exhibition which is held once an academic year in Prague.

With Conrad Armstrong as the VA tutor, the regular VA meetings first and foremost aim to create opportunities for students to benefit from the diverse abilities and perspectives of their colleagues. The meetings will consist of guest speakers, visits to sites of interest, workshops, and team projects (including exhibitions). This varied program aims to provide a shared experience that will complement each individual’s creative practice and collaborative abilities.



# 4.2.2

## LECTURES AND SEMINARS

At UMPRUM, you can  
obtain credits by attending:

Consultations (mandatory)

+

Lectures (mandatory)

First-year students and second-year architecture students are expected to attend regularly at least 3 lectures each semester. First of all, you need to sign up for the classes which are marked obligatory or recommended for your studio/department, and only then are you free to choose other classes from the list. If you attend more lectures per semester than is necessary for your credit score, you can save the extra credits for the following semesters.

**When you are a diploma student** (i.e. a second-year student or a third-year architecture student), **you have to attend 2 obligatory lectures in the third semester of your studies; there are no obligatory lectures for you in the last semester of your studies.**

The total number of obligatory theoretical lectures you have to attend in 3 semesters of your two-year studies is 8 (10 for Architecture students in 5 semesters of their three-year studies).

At UMPRUM, you can  
obtain credits by attending:

Consultations (mandatory)

+

Lectures (mandatory)

**Architecture of the 20th Century**

Obligatory for students of Architecture and Design Department.

**Architecture of the 21st Century**

Obligatory for students of Architecture and Design Department.

**Contemporary Czech Art I, II, III**

Obligatory for students from Fine Arts Department.

**Graphic Design in Context I, II**

Obligatory for students from Graphic Design Department.

**History of Design of 20th Century I, II**

Obligatory for students of Architecture, Design and Applied Arts Department.

**Genius Loci in Prague I, II**

Elective class, recommended to students from the Department of Architecture, Design and Applied Arts.

**Chapters from the History of**

**Typography**

Obligatory for students from the Department of Graphics.

**Theory and History of Fashion**

Obligatory for students from the Applied Arts Department.

**Typography for Graphic Designers**

Obligatory for students from the Department of Graphics.

**Contemporary Philosophy**

Obligatory for all VA students.

**Ancient Philosophy**

Obligatory for all VA students.

**Introduction to Art History I, II**

Obligatory for all VA students.

**Czech Art in International Context I, II**

Obligatory for students from the Department of Fine Arts.

**The Czechoslovakian Book**

Obligatory for students from Graphic Design Department.

**Computational Design**

Obligatory for students from the Department of Architecture.

**Generative Design I, II**

Obligatory for students from the Department of Architecture.

**Acoustics in Architecture**

Obligatory for students from the Department of Architecture.

**Urbanism, the Theory and the City**

Obligatory for students from the Department of Architecture.

**Legislative in Architecture**

Obligatory for students from the Department of Architecture.

**Historic Load-Bearing Structures and Their Tectonics**

Obligatory for students from the Department of Architecture.

**Experimental Music and Politics of Popculture**

Obligatory for students from the Fine Arts Department.

**Theory and History of Fashion**

Obligatory for students from the Applied Arts Department.

**Introduction to the History of Czech Glass and Basic Glass Techniques**

Obligatory for students from the Department of Design and Applied Arts



# 4.2.3 ELECTIVE SEMINARS AND WORKSHOPS

At UMPRUM, you can obtain credits by attending:

Consultations (mandatory)

+

Lectures (mandatory)

+

Electives

You have to sign up for only one elective class each semester, however, if you're interested in more of them, you are free to take as many electives as you want. The following six electives are held each semester:

Bookbinding and Book and Paper Restoration

Drawing Course

Czech Language for Foreigners

Czech Modern and Contemporary Art

Art Law

Field Trip

The following 13 electives are held upon request. If there are enough students (at least 3) who are interested in taking the workshops below, you need to ask the VA Coordinator to organize them.

Capacity limited to 8 students per semester:

Painting Course

Photography Workshop

Basics of Animation

Capacity limited to 4 students per semester:

Clay Modelling

Presentation Skills

Basics of Lithography

Basics of Print-Making Techniques

Jewellery Workshop

3D Cutting and Model Making

Workshop

Silk Screen Workshop

Ceramics Workshop

Letter-print Workshop

Glass Workshop (Glass Casting and Painting)

## 4.3 VA CREDI SCHEME

ECTS stands for European Credit Transfer System. 60 ECTS credits represent a full academic year of study at undergraduate level and 30 ECTS credits and more normally represent one semester. 1 ECTS credit equals 1 credit at UMPRUM.

To be able to enroll in the following year of their studies (the second or third year), students must have earned all the credits from obligatory classes from the previous academic year, i.e. at least 60 credits, by mid-September of the following year. It's only possible to miss two obligatory classes in one year and transfer them to the following semester.

**Note:** If you don't have enough credits, they have to repeat the whole academic year again!

**To graduate from the Visual Arts program, you must:**

- 1** Gather 90 credits for 3 semesters (winter, spring, winter semesters) / 120 credits for 5 semesters for Architecture students.
- 2** Pass an oral state exam about the history and theory of art by the end of the third semester of their studies.
- 3** Choose a diploma topic by the deadline and present their work-in-progress at least once within the last academic year of their studies.
- 4** Write and defend their diploma thesis (approx. 20 pages long).
- 5** Install, present and defend their diploma project.



# 5.1 OTHER USEFUL INFORMATION



## Tuition Fee Payment

The deadline for tuition payment is **15th October for winter semester** and the **29th February for spring semester**. You can either pay in cash (CZK, at the cash desk, room 009) or by **bank transfer** (in Czech Crowns) to the following bank account:

### **Bank Details:**

Bank: **Komerční banka, as. (KB),  
Na Příkopě 33, 110 00 Praha 1**  
Bank Account No: **19-5599810247/0100**  
IBAN: **CZ 1401000000195599810247**  
Swift Code (BIC): **KOMBCZPP**  
Local Currency Account: **CZK**  
(identification code: 701)

The VA tuition fee is **79 000 CZK** (approx. 3000 €) per semester; there are two semesters in one academic year.

**Note:** All VA students who have to repeat the previous academic year, have to pay the fee by 30th September.

## Student Cards and ISIC Cards

All VA students are entitled to receive a student card or ISIC card. The card will serve as a proof of your student status, give you access to **special student discounts** in museums, galleries and public transport, and **enable you to enter the UMPRUM building (both the main building and Milulantská)** and print in the UMPRUM IT rooms. **To see the benefits of having an ISIC card, see: [isic.cz/en](https://isic.cz/en)**

You can get the Student/ISIC card in [Celetná 13, Prague 1](#)

### **Opening Hours:**

Monday **9am–12pm / 12:30pm–6pm**  
Friday **9am–12pm / 12:30pm–4pm**

### **Prices:**

Student card	<b>100 CZK</b>
ISIC card	<b>280 CZK</b>

**Note:** Don't forget to bring your passport with you!



### School Opening Hours and Keys

**Both the main UMPRUM building in Náměstí Jana Palacha 80 and the Mikulandská building in Mikulandská 5 are open:**

Mon–Fri    **7am–10pm**  
Sat–Sun    **8am–8pm**

One week before the end-of-semester show and before the graduation show, **UMPRUM is usually open 24 hours a day** for students to prepare. **Always carry your student/ISIC card on you in order to be able to enter the school.** You will get two keys: the VA Coordinator will give you a key to the VA room, and the professor assistant in your studio will give you a key to the studio (e.g. Studio of Painting, etc.).

### Signing up for Classes

**You can sign up for classes, check the number of credits you've gained, and find out the dates of exams here in [SIS \(Student Information System\)](#).** To log in, you will need your username and password. **At the beginning of each semester, you will have one week to sign up for the classes and electives you pick for the semester:**

- 1 Log in to [SIS](#)
- 2 Click on “Subjects”
- 3 Choose “Subject Enrolment” – According to Study Plan”
- 4 Choose the right semester
- 5 Tick the subject you want
- 6 Click on “Enrol” button

#### **Or if it doesn't work:**

- 2 Click on “Subjects”
- 3 Choose “Subject Enrolment” – According to Code”
- 4 Choose the right semester
- 5 Enter the code of the subject you want to attend (the codes of subjects can be found in the [Codes section](#))
- 6 Click on “Enrol” button

**SIS will also create a new email address for you which will be in the form of [firstname.lastname@umprum.cz](mailto:firstname.lastname@umprum.cz).** You have to check your electronic mail on this address regularly because mainly professors will send you messages through SIS and these go automatically to the vsup address. **You can open your email account [here](#)** (you will see a box called Zprávy at the very top of the page, on the left side) – in both cases, you will need the username and password.

### Visual Arts Room / Studio

The VA room is an atelier-like space which all international MA students can share. It is located on the **3rd floor in room number 306** (next to Type Design and Painting Studios). You can stay and work there all day, meet your fellow MA students from various disciplines and spend time together. Sharing the space with everybody is meant to enhance the dialogue between students of different fields, who can learn, share and teach one another. **The VA room is also the place where you meet the VA tutor for the VA meetings once a week.**

### VA Students' Rights and Responsibilities

International VA students accepted for studies at UMPRUM are entitled to benefit from the same student advantages as local students, i.e. to receive a student transport ticket, to eat in students' canteens, to have student discounts in museums and galleries, to use equipment in studios, workshops and other premises of the Academy.

All VA students have also the right to do a one-semester exchanges in

another UMPRUM studio, change their studio, repeat the school academic year in case of their poor performance, have 3 attempts to pass exams, including the final state exam, repeat their semester work and end-of-semester work, interrupt their studies for the maximum of 4 semesters, and terminate their studies without the need to pay for the semesters they are not going to take. Recent VA graduates may also apply for Erasmus traineeship abroad in EU countries. In all these cases, VA students have to formally apply for it by submitting an application form to the VA coordinator by certain deadlines (mid September, mid January).

On the other hand, all VA students are obliged to respect all UMPRUM safety rules and technical staff instructions, and be aware of the fact that their studies may be terminated by the Students Affairs Office if they fail to pay the tuition fees by the deadline (see above) and to comply with the requirements of the study plan/curricula for each given study program (students cannot be enrolled to the following year of their studies without having 60 credits from the previous year by mid-September).



# 5.2 SERVICES

## UMPRUM OFFERS TO ITS STUDENTS

### **Wifi and Eduroam**

Available on all UMPRUM floors –  
**Password for “VSUP” wifi: [Eiffel.115](#)**

**Note:** It is also possible to get connected to Eduroam.

### **School Computer Centre**

Equipped with computers, printers, plotters, scanners, and paper cutters; open daily except for weekends (room 409, 4th floor, and room 304, 3rd floor); to be able to print (or rent an audio or video equipment), students have to charge their UMPRUM student card / account with money. They can pay in cash in the economic department on the ground floor, room 009, in one of the Topping up Machines, or they can pay [online \(IPS Account Fill section\)](#).

### **Computer Centre Opening Hours:**

Mon, Tue, Thu	<b>9am–5pm</b>
Wednesday	<b>9am–6pm</b>
Friday	<b>9am–4pm</b>

### **Printers and Topping up Machines**

Available 24 hours a day 7 days a week (1st and 4th floor). You can use the printers located on 1st, 2nd, 3rd and 4th floor of the main UMPRUM building. If you don't have enough money on your UMPRUM account to be able to print, and the economic department is closed (after 4pm), you can use the topping up machine to charge your account. If you don't have cash, you can pay [online \(IPS Account Fill section\)](#).

### **Rental of Audio and Video Equipment**

Free of charge; after paying a deposit (ranging from 100 to 5000 CZK) or with enough balance in their student account, students can rent various audio and video devices, such as data projectors, cameras, tablets, TV screens, microphones, tripods, headphones, etc.

You can browse through and book the equipment [online](#) (you will need your username and password for that). Again, the deposit can be paid in cash

in the economic department on 1st floor, room 107c, in one of the Topping up Machines, and you can also pay [online \(IPS Account Fill section\)](#).

### **Tools Rental in the UMPRUM workshops**

Free of charge; after paying a deposit or when having enough balance in their account, students can rent various tools such as drills, jack planes, various saws, grinders, chisels, pliers, hand trucks, ladders, trolleys, etc.

### **UMPRUM library**

The school library has been an integral part of the school since it was built in 1885. Apart from having a collection that numbers around fifty-five thousand, the library also carries forty-five periodicals and magazines from other countries, as well as fifty-five from the Czech Republic. The specific collections within the library's archive reflect the departments of study within the school itself. Though direct access to the library's collection

is not freely available, the current periodicals are at visitor's disposal for onsite reference. Books from the collection may be photocopied for study purposes. **You can search for the books in an online [UMPRUM library catalogue](#).**

### **Library Opening Hours:**

Mon, Wed, Thu	<b>9am–6pm</b>
Tue, Thu	<b>9am–4pm</b>
Friday	<b>9am–12pm</b>

### **Workshops**

UMPRUM students should not only gain professional theoretical knowledge, but also practical skills. They may use a number of workshops in the areas of graphic art (gravure, serigraphy, offset, lithography, bookbinding), glass casting and grinding, carpentry, ceramics, stucco, metal, jewellery, fashion, clothing and footwear, textile, model making (CNC, laser, vacuum pressing) and film and animation. You can either work individually in the workshops under the supervision of the head of the workshop, or have your projects made by



the workshop. You always need to bring your own material and a sketch/drawing/ model/data of the work you want to produce. Most of the workshops – except for the Lithography Workshop and Fashion and Accessories Workshop that remained in the main UMPRUM building – have been moved to the new UMPRUM building called Mikulandská. The brand new UMPRUM detachment is located in Mikulandská street 5, Prague 1, and you can easily reach it by tram 18 (it's two stops from UMPRUM, Národní divadlo stop).

**Note:** It is necessary to take a basic training on occupational safety, without it you would not be allowed to work in the workshops. There are three zones in the school workshops according to occupational safety rules, and one of them is a “forbidden zone” for students. There you always have to work under the supervision of the workshop technician and you have to have a specialized training. For more details, see “Workshops \_ Work Safety Rules” [here](#). Students must pass two tests related to health and safety rules and fire alarm regulations on [Umprum Moodle](#).

### **Reimbursing money for material**

VA students who duly pay their school fee are entitled to get 3000–5000 CZK per semester back for the material they buy to be able to make their end-of-semester work for the studio or for VA consultations with the tutor. All you need to do it collect all your receipts for things you buy for school during all the semester and hand them over to the VA Coordinator by mid-December and mid-June.



### **Galleries**

UMPRUM has a few galleries where students and graduates can also exhibit their work: UM Gallery, located on the ground floor of the main UMPRUM building, NIKA Gallery at Karlovo náměstí metro station, Gallery 207 in Intermedia Studio 207, and H2 Gallery located in the UMPRUM building underground.

### **Publishing**

UMPRUM publishes books in the field of art history, theory and aesthetics, and at the occasion of important contemporary art exhibitions, and it also issues catalogues. All of the books are usually designed by well-known or up-and-coming graphic designers – most of whom are UMPRUM students and graduates – many of which have been awarded prizes for best book design in the Czech Republic. [umprum.cz/web/en/publications](http://umprum.cz/web/en/publications)

### **The UMPRUM Café**

Serving Czech food for lower than average prices. It's usually open every day from 8:30am–4pm (or later, especially during klauzura and diploma period). [facebook.com/uprincezny](https://www.facebook.com/uprincezny). There's also a small cafe in Mikulandská technology centre serving nice coffee and small snacks.

Students can also eat subsidized student meals at the student cafeterias called menzas or refectories – the price for a lunch is approximately 2–3 EUR.

### **The closest eating places for students in Prague 1 are:**

**Menza Právnická**, Právnická fakulta (Law Faculty), Náměstí Currieových 7, Prague 1, open from 11am–2pm  
**Menza Jednota**, Opletalova 38, Prague 1, open from 11am–2pm  
They also serve vegan food

For more info, check:  
[kam.cuni.cz/KAMEN-70.html](http://kam.cuni.cz/KAMEN-70.html)  
[kam.cuni.cz/KAMEN-78.html](http://kam.cuni.cz/KAMEN-78.html)

### **Dormitory**

The UMPRUM dormitory called “Kolej Mikoláše Alše” is located in Na Výšinách 2 Street, Prague 7, which is close to school and the city centre. The dorm, whose capacity is slightly limited (there are 70 beds in 35 double-bed rooms of apartment style), accommodates students from the end of September till the end of June. In summer, the dorm turns into a tourist hostel. For more, see: [umprum.cz/en/dormitory](http://umprum.cz/en/dormitory).



# 5.3 IMPORTANT INFORMATION ABOUT LIFE IN PRAGUE

## **Prague Public Transportation Trams, Buses and Metro (Subway)**

Prague public transportation, provided by Dopravní podnik města Praha, covers the majority of the city and the suburbs. For the best tram/bus/metro connections in Prague, see: [dpp.cz/en](http://dpp.cz/en), [idos.idnes.cz/praha/spojeni](http://idos.idnes.cz/praha/spojeni) or Google Maps

### **Fares:**

- **Individual Tickets (Paper or Electronic)**

Students can buy and validate individual tickets every time they use public transport. The prices of tickets range from 30 CZK (30 min) to 340 CZK (for three days), depending how long you need to travel. The tickets can be obtained at vending machines, at newsagents or electronically via SMS—you need to send a text DPT... (DPT30 valid for 30 min., DPT40 valid for 60 min.) to number 90206.

- **Prepaid Time Tickets (Paper or Electronic or Litacka)** Students can get monthly, quarterly, five-month and

annual passes with arbitrary start dates at reduced (students under 26) or full (students over 26) prices. You can either use your own student card as a transport card, or you can buy a paper transport card. The paper cards and paper passes are available at many metro stations. **For places where to buy the cards and passes, see:** [dpp.cz/en/fares/list-of-points-of-sales](http://dpp.cz/en/fares/list-of-points-of-sales)

It is also possible to get a smart card called “Flying” Card. Students can apply for it online: [pidlitacka.cz/home](http://pidlitacka.cz/home) or in person at one of the contact points (Hradčanská Information Centre, Škodův Palác). The card can be topped up with money for up to one year. This can be done at one of the [Express Contact Points](#). **For prices, see:** [dpp.cz/en/fares/fare-pricelist](http://dpp.cz/en/fares/fare-pricelist)

**All students who are under 26 and have the student/ISIC card are entitled to a student discount.**

## **Travelling Outside of Prague**

When planning a trip out of Prague, you can find suitable bus or train connections here: [idos.idnes.cz/praha/spojeni](http://idos.idnes.cz/praha/spojeni). **You can also buy tickets online:** [cd.cz/en](http://cd.cz/en), [regiojet.com](http://regiojet.com), [leoexpress.com/en](http://leoexpress.com/en), etc.

**All students who are under 26 and have their student/ISIC card are entitled to 75% discount.**

## **Czech Mobile Phone Number**

There are three main mobile phone operators in the Czech Republic: [Vodafone](#), [O2](#), and [T-Mobile](#). You can either buy a new sim card with a Czech number for your unblocked cell phone, or you can buy a cheap phone with a Czech number.





### **Opening a Bank Account**

There are many banks in the Czech Republic with English-speaking staff. Here are some of the most popular local retail banks: [Česká spořitelna](#), [Equa bank](#), **Air Bank**, **Citybank**, **ČSOB**, [Moneta](#), [KB](#), etc. There are also international partners such as HSBC, Unicredit Bank, Raiffeisenbank, etc. The banking fees differ in most of them, however, most of the banks have no monthly maintenance fee for students under 26, and you pay no fees in Equa bank or Air bank for opening an account or for its management, no matter how old you are. You can open a bank account online, or by making an appointment at the bank.

**Note:** You'll need to bring two official identification documents, a confirmation that you are a student (if you are under 26), and your visa / long-term residence card (if you are not from EU).

### **Health Care and Insurance**

Students from EU countries, Iceland, Liechtenstein, Norway and Switzerland are entitled to the provision of essential and urgent medical care free-of-charge. It is only necessary that they have a European Health Insurance Card (EHIC). Other kinds of medically related care, e.g. non-urgent treatment, or medically assisted transport home following serious illness or injury, are not covered, and for these cases, you are recommended you arrange extra medical or commercial travel insurance with an insurance provider in your home country.

Non-EU students need to have a comprehensive health insurance already when applying for their visa / long-term residency. These are a few insurance companies they can have their comprehensive insurance with: [Všeobecná zdravotní pojišťovna \(VZP\)](#), [Slavia](#), [Maxima](#), [CSAS UNIQA](#), [Ergo](#).


**If you want to compare the insurance prices, see:** [infocizinci.cz/en/health-insurance-calculator](http://infocizinci.cz/en/health-insurance-calculator)



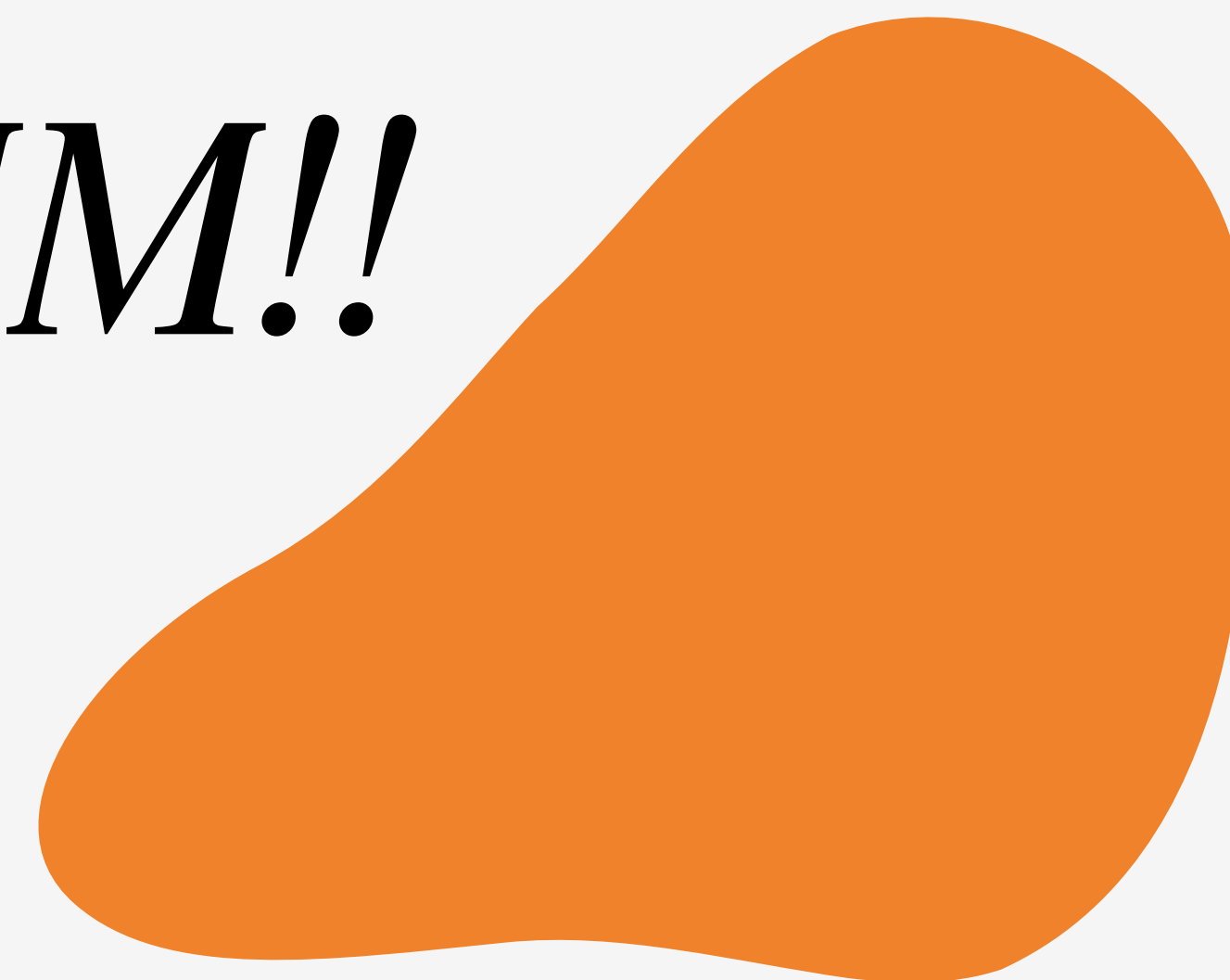
Hana Smělá  
[hana.smela@umprum.cz](mailto:hana.smela@umprum.cz)

Editor  
Graphic Design  
Photos

Hana Smělá  
Luigi Gorlero  
Peter Fabo  
Hana Smělá



*Good to have  
you here at  
**UMPRUM!!***



[umprum.cz/en](http://umprum.cz/en)  
[umprum.cz/web/en/study/visual-arts-program](http://umprum.cz/web/en/study/visual-arts-program)  
[facebook.com/visualartsumprum](https://facebook.com/visualartsumprum)  
[facebook.com/groups/1635071876503921](https://facebook.com/groups/1635071876503921)  
[instagram.com/vaumprum](https://instagram.com/vaumprum)

Náměstí Jana Palacha 80  
116 93 Prague 1,  
Czech Republic